
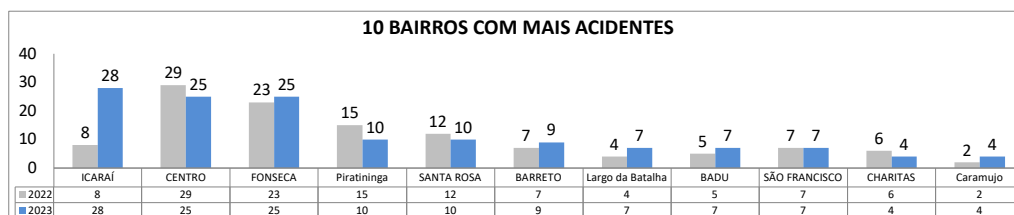
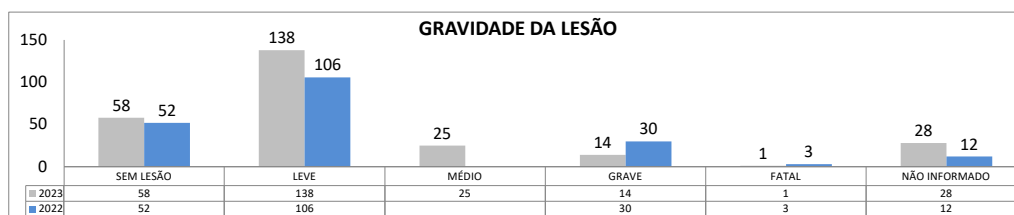
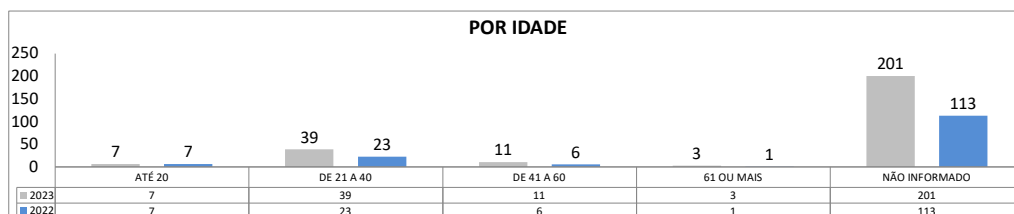
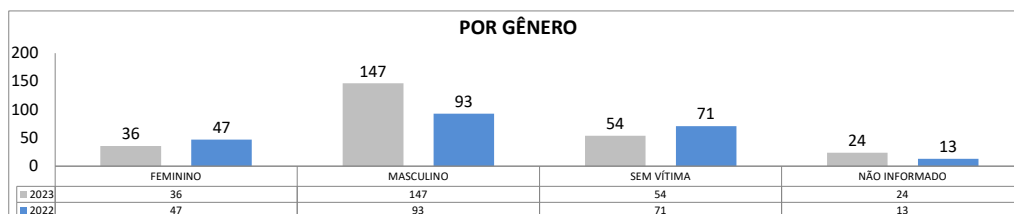
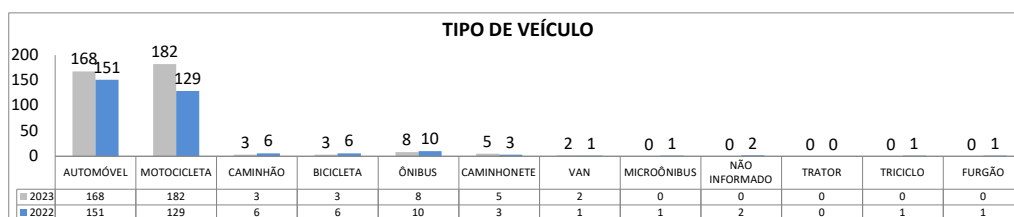
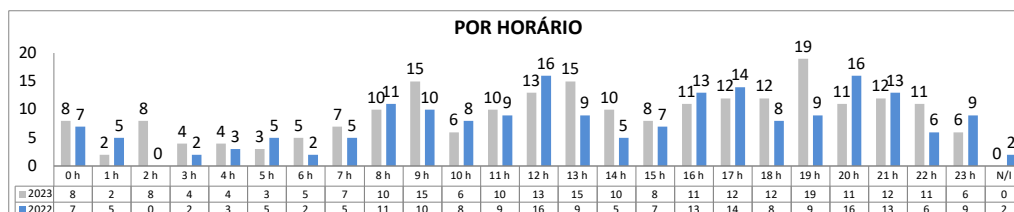
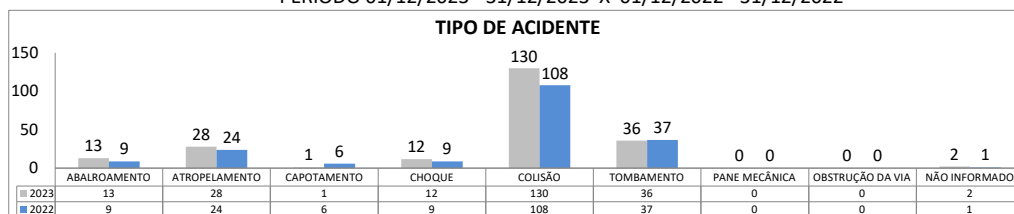
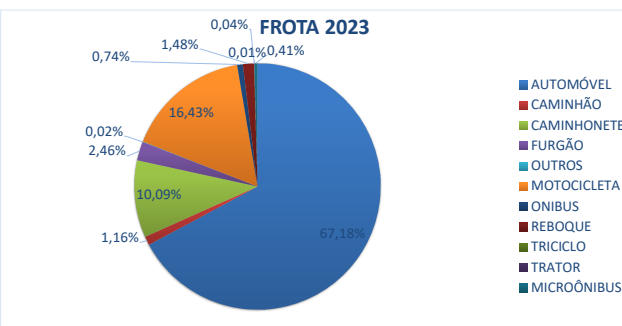


DEZEMBRO 2023 X DEZEMBRO 2022
PERÍODO 01/12/2023 - 31/12/2023 X 01/12/2022 - 31/12/2022


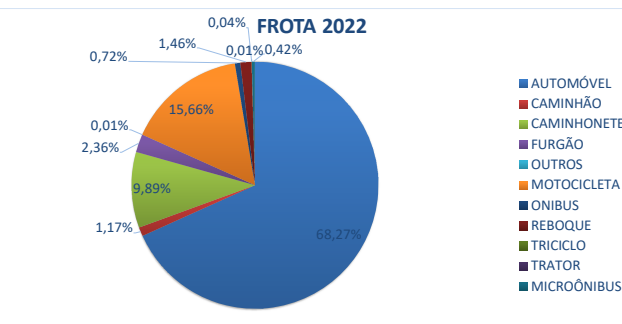
DEZEMBRO 2023 X DEZEMBRO 2022

PERÍODO 01/12/2023 - 31/12/2023 X 01/12/2022 - 31/12/2022

FROTA 2023	TOTAL	%
AUTOMÓVEL	212.081	67,22%
CAMINHÃO	3.650	1,16%
CAMINHONETE	31.859	10,10%
FURGÃO	7.770	2,46%
OUTROS	65	0,02%
MOTOCICLETA	51.864	16,44%
ONIBUS	2.327	0,74%
REBOQUE	4.667	1,48%
TRICICLO	123	0,04%
TRATOR	16	0,01%
MICROÔNIBUS	1.291	0,00%
TOTAL	315.518	100%



FROTA 2022	TOTAL	%
AUTOMÓVEL	211.305	68,27%
CAMINHÃO	3.622	1,17%
CAMINHONETE	30.618	9,89%
FURGÃO	7.320	2,36%
OUTROS	45	0,01%
MOTOCICLETA	48.468	15,66%
ONIBUS	2.226	0
REBOQUE	4.507	1,46%
TRICICLO	118	0,04%
TRATOR	16	0,01%
MICROÔNIBUS	1.287	0,42%
TOTAL	309.532	100%



OBSERVAÇÕES:

VEÍCULOS REGISTRADOS NO MUNICÍPIO DE NITERÓI, SEGUNDO DETRAN-RJ, CLASSIFICADOS DE ACORDO COM O TIPO DA FROTA.

OUTROS VEÍCULOS: MOTORHOME, SIDE CAR E QUADRICICLO.